

Anti-GBGT1 antibody

Cat. No.	ml263970
Package	25 µl/100 µl/200 µl
Storage	-20°C, pH7.4 PBS, 0.05% NaN ₃ , 40% Glycerol

Product overview

Description	Anti-GBGT1 rabbit polyclonal antibody
Applications	ELISA, IHC
Immunogen	Synthetic peptide of human GBGT1
Reactivity	Human
Content	1.14 mg/ml
Host species	Rabbit
Ig class	Immunogen-specific rabbit IgG
Purification	Antigen affinity purification

Target information

Symbol	GBGT1
Full name	globoside alpha-1,3-N-acetylgalactosaminyltransferase 1 (FORS blood group)
Synonyms	FS; A3GALNT; UNQ2513
Swissprot	Q8N5D6

Target Background

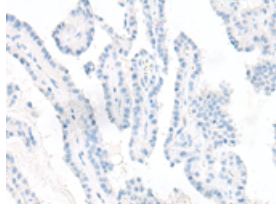
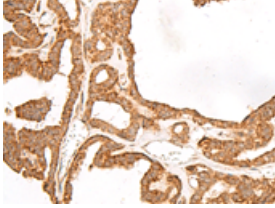
This gene encodes a glycosyltransferase that plays a role in the synthesis of Forssman glycolipid (FG), a member of the globoseries glycolipid family. Glycolipids such as FG form attachment sites for the binding of pathogens to cells; expression of this protein may determine host tropism to microorganisms. Alternative splicing results in multiple transcript variants.

订购热线: 4008-898-798

Applications

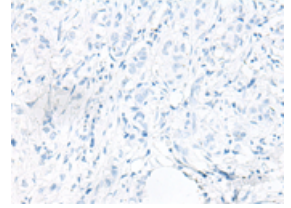
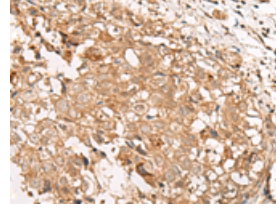
Immunohistochemistry

Predicted cell location: Cytoplasm and Nucleus
Positive control: Human thyroid cancer
Recommended dilution: 30-150



The image on the left is immunohistochemistry of paraffin-embedded Human thyroid cancer tissue using ml263970(GBGT1 Antibody) at dilution 1/40, on the right is treated with synthetic peptide. (Original magnification: ×200)

Predicted cell location: Cytoplasm and Nucleus
Positive control: Human breast cancer
Recommended dilution: 30-150



The image on the left is immunohistochemistry of paraffin-embedded Human breast cancer tissue using ml263970(GBGT1 Antibody) at dilution 1/40, on the right is treated with synthetic peptide. (Original magnification: ×200)

ELISA

Recommended dilution: 5000-10000

联系电话: 4008-898-798, 021-61725725

联系QQ: 2881505695, 2881505696

邮箱: mlbio_cn@yeah.net

网址: www.mlbio.cn